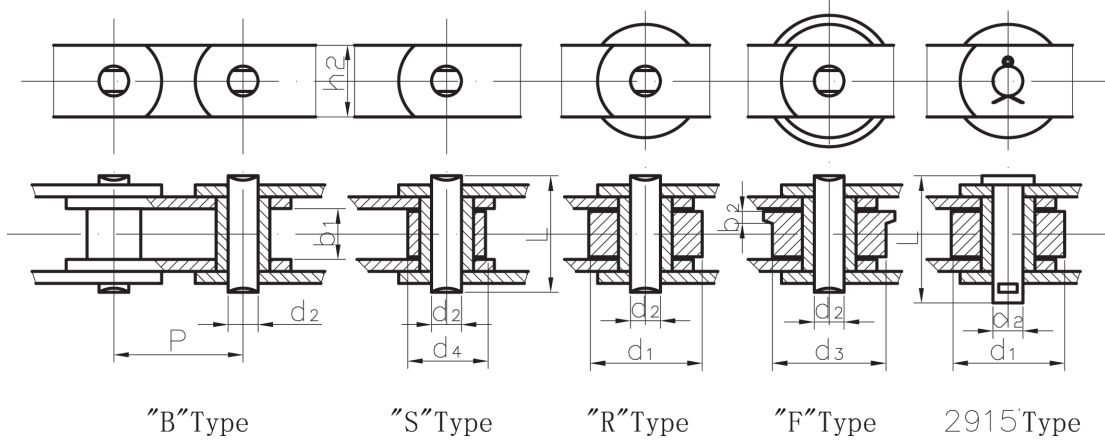


M SERIES CONVEYOR CHAINS AND ATTACHMENTS

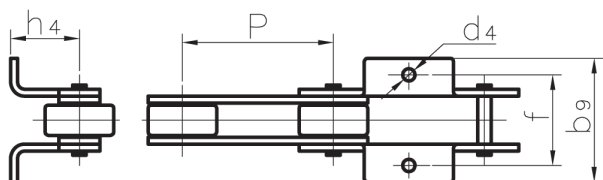
CONVEYOR CHAIN SERIES



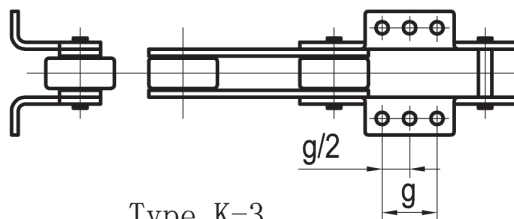
Chain No.	Pitch						Roller dimension				Inside Width	Height of plate	Pin dia.	Length of Pin	Ultimate tensile strength					
	p						d1(max)	d3(max)	b2(max)	d4(max)						b1(min)	h2(max)	d2(max)	L(max)	Q
	mm						mm	mm	mm	mm						mm	mm	mm	mm	KN
M20	50	63	80	100	125	160	25	35	3.5	12.5	15	19	6.0	35	20					
M28	63	80	100	125	160	200	30	40	4.0	15.0	17	21	7.0	40	28					
M40	80	100	125	160	200	250	36	45	4.5	18.0	19	26	8.5	45	40					
M56	80	100	125	160	200	250	42	55	5.0	21.0	23	31	10.0	52	56					
M80	100	125	160	200	250	315	50	65	6.0	25.0	27	36	12.0	62	80					
M112	125	160	200	250	315	400	60	75	7.0	30.0	31	41	15.0	73	112					
M160	160	200	250	315	400	500	70	90	8.5	36.0	36	51	18.0	85	160					
M224	200	250	315	400	500	630	85	105	10.0	42.0	42	62	21.0	98	224					
M315	200	250	315	400	500	630	100	125	12.0	50.0	47	72	25.0	112	315					
M450	250	315	400	500	630	800	120	150	14.0	60.0	55	82	30.0	135	450					
M630	250	315	400	500	630	800	140	175	16.0	70.0	65	105	36.0	154	630					
M900	315	400	500	630	800	1000	170	210	18.0	85.0	76	123	44.0	180	900					
2915-10	76.2						38.4	-	-	-	24.4	28.7	11.20	58.9	48.95					
2915-20	101.6						38.4	-	-	-	24.4	28.7	11.20	58.9	48.95					
2915-30	101.6						51.1	-	-	-	27.7	31.8	11.20	63.8	62.30					
2915-40	101.6						38.4	-	-	-	21.1	31.8	12.78	64.3	71.20					
2915-50	101.6						57.4	-	-	-	32.0	38.1	15.95	90.9	106.80					
2915-60	152.4						51.1	-	-	-	27.4	31.8	11.20	69.1	66.75					
2915-70	152.4						63.8	-	-	-	30.5	38.1	14.38	76.7	89.00					
2915-80	152.4						51.1	-	-	-	32.0	38.1	15.95	87.6	102.35					
2915-90	152.4						76.5	-	-	-	33.83	50.8	19.13	97.8	146.85					

M SERIES CONVEYOR CHAINS AND ATTACHMENTS

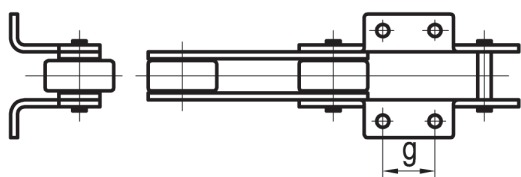
CONVEYOR CHAIN SERIES



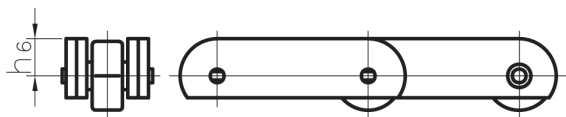
Type K-1



Type K-3



Type K-2



Deep Link

Chain No.	"K" Type										"K" Type Deep Link
	d8	h4	f	b9	Distance of holes						h6
	mm	mm	mm	mm	p	g	p	g	p	g	mm
M20	6.6	16	54	84	63	20	80	35	100	50	16.0
M28	9.0	20	64	100	80	25	100	40	125	65	20.0
M40	9.0	25	70	112	80	20	100	40	125	65	22.5
M56	11.0	30	88	140	100	25	125	50	160	85	30.0
M80	11.0	35	96	160	125	50	160	85	200	125	32.5
M112	14.0	40	110	184	125	35	160	65	200	100	40.0
M160	14.0	45	124	200	160	50	200	85	250	145	45.0
M224	18.0	55	140	228	200	65	250	125	315	190	60.0
M315	18.0	65	160	250	200	50	250	100	315	155	65.0
M450	18.0	75	180	280	225	85	315	155	400	240	80.0
M630	24.0	90	230	380	315	100	400	190	500	300	90.0
M900	30.0	110	280	480	315	65	400	155	500	240	120.0